

Hydraulic Port Weld Stud

Studco's Stud Weldable Hydraulic Ports Provide Extremely Strong, Leak Proof Welds onto Hydraulic Cylinders in Less than One Second

Studco's stud weldable hydraulic ports allow far quicker, stronger welds onto hydraulic cylinders compared with the manual welding process. The stud weldable ports are easily welded onto hydraulic cylinders in less than one second, which can take from one to several minutes with manual welding. This dramatic time reduction will help hydraulic cylinder manufacturers increase their productivity and cut costs.

Stud weldable hydraulic ports permit a stronger weld with less heat distortion of the cylinder. The weld is structurally stronger because it is a full cross-sectional weld, which reduces failures and leaks. Heat distortion in the cylinder is minimized due to the fast welding time, which prevents heat build up within the cylinder. With less cylinder distortion, finishing operations are minimized.

Studco's stud weldable hydraulic ports are all produced to custom specifications. These type of ports can be designed in a wide variety of configurations. Configurations can include straight or angled ports, internal or external threads. Ports can also be manufactured in a variety of sizes to meet customer's specifications.



Process Description:

The port is loaded into a stud welding tool. The tool is positioned against the cylinder. The weld sequence is initiated. The weld time varies with the size of the port. A typical weld time for a port with an outer wall dimension of 5/8" would be 0.6 seconds. The tool is removed from the port and the weld is complete. Because weld times are short, heat is only induced into a very localized area.

The port can now be drilled through (a pilot for the drill is typically designed into the port) into the cylinder. *Note: this is not an extra drilling operation, it just places the drilling operation after the weld instead of before the weld.* The subsequent finishing operations remain the same. Because the weld is a full cross-sectional weld seal integrity is excellent. Studco has seen results of fewer than 1 leak in 50,000 welds.

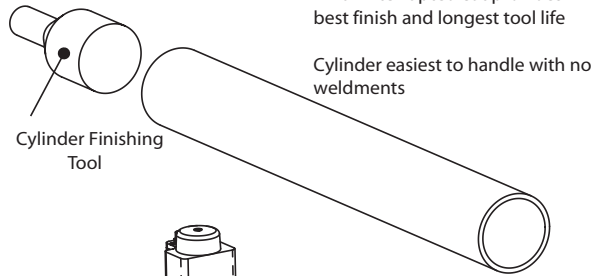
For more information visit our website: www.studco.nl



Port Welding Process Comparison

Stud Weld Cylinder Process

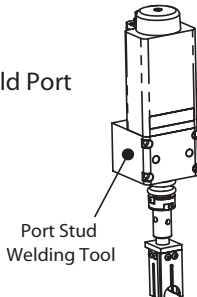
Skive/Hone Cylinder



An uninterrupted cut provides best finish and longest tool life

Cylinder easiest to handle with no weldments

Weld Port



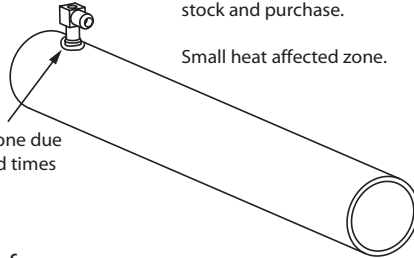
Weld time of .6 - 1 seconds. Saves \$ by increasing throughput.

Full cross-sectional weld, not a perimeter weld. Provides superior leak free results. Significant rework and \$ cost reduction.

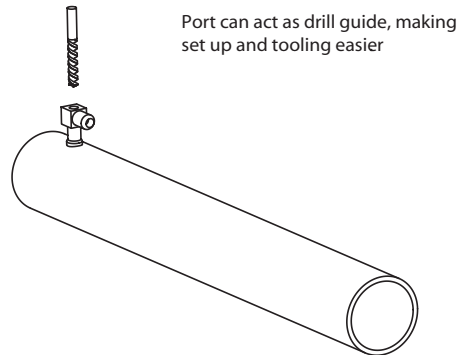
One port fits a wide range of tube diameters. Fewer inventory items to stock and purchase.

Small heat affected zone.

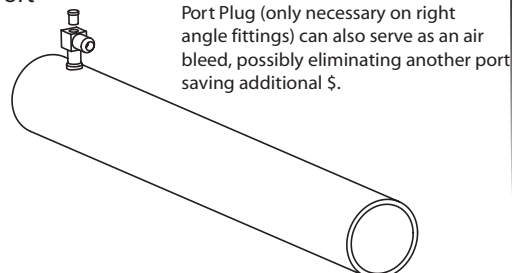
Small heat zone due to short weld times



Drill & Chamfer

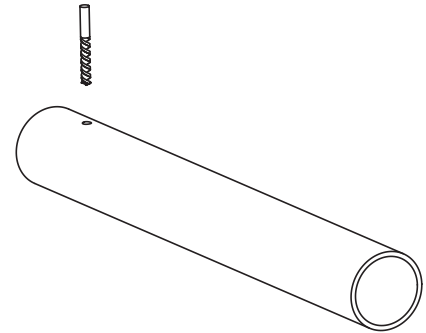


Plug Weld Port



Traditional Cylinder Process

Drill & Chamfer



Weld Port

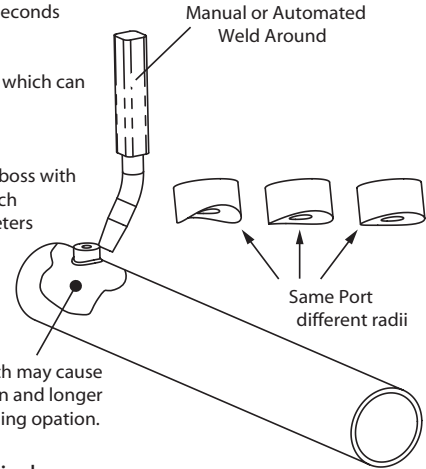
Weld time of 20-60 seconds

Perimeter weld only which can be prone to leaks

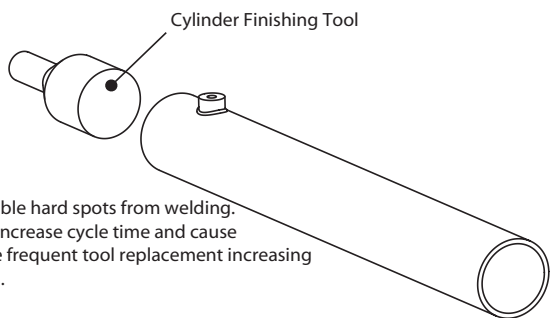
Need to stock same boss with different radii to match different tube diameters

Large heat affected zone

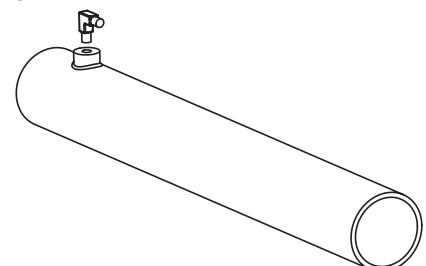
Heat zone which may cause tube distortion and longer cylinder finishing operation.



Skive/Hone Cylinder



Add Angle Fitting



The stud weld production saves you \$ from higher production speed, reduced rework (higher quality) and longer tool life.